

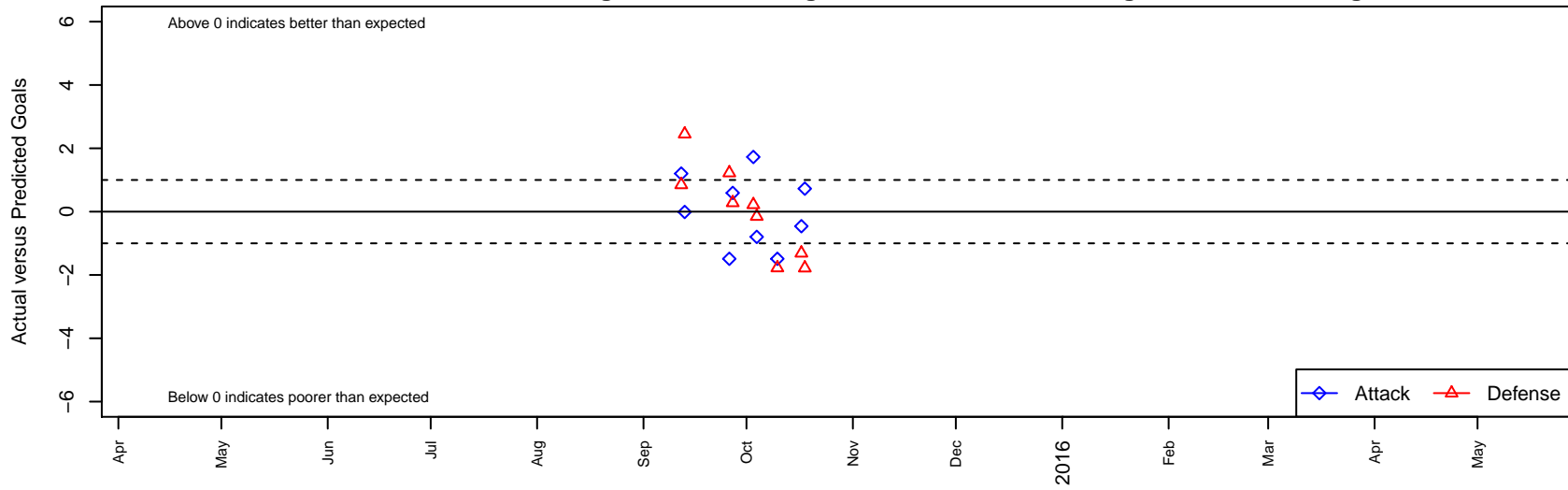
# Umqua United Kaos G01

Umpqua United SC  
 , OR  
 G01 total strength=574  
 attack=0.58 defense=0.36  
 fall league = SOCL Cascade  
 notes= might be 01

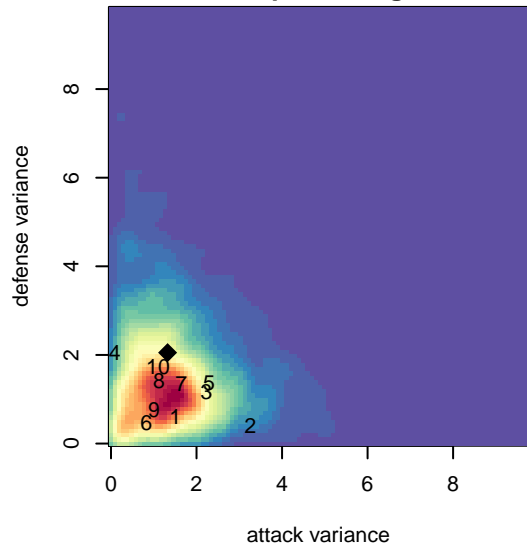
alt names used:

Venues played:  
 2015 SOCL Cascade

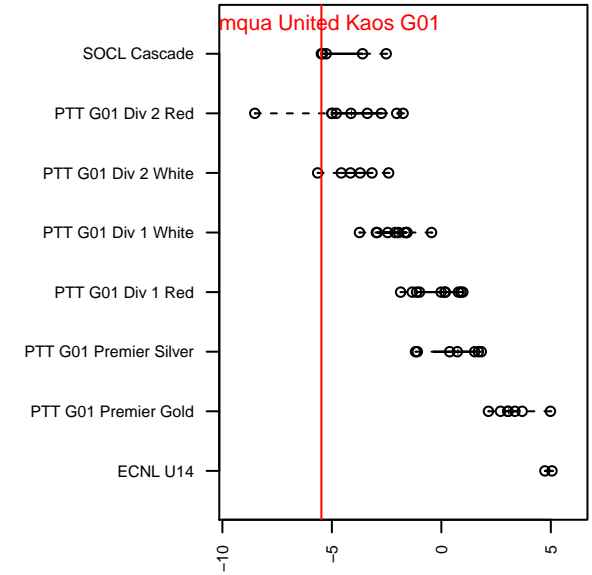
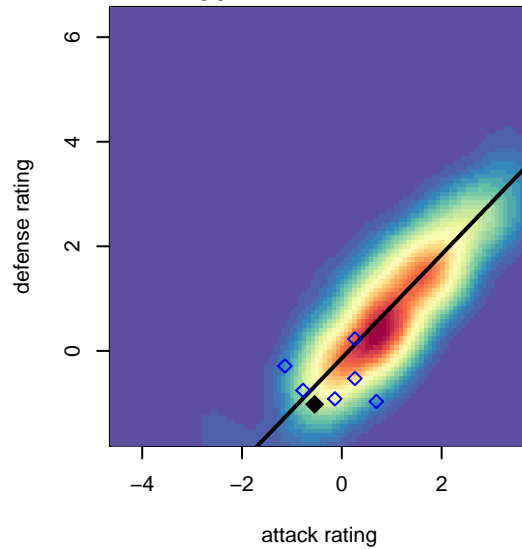
**Umqua United Kaos G01**  
 Dots are actual minus expected GF (blue circles) and GA (red triangles).  
 Blue line is smoothed change in attack strength. Red is smoothed change in defense strength.



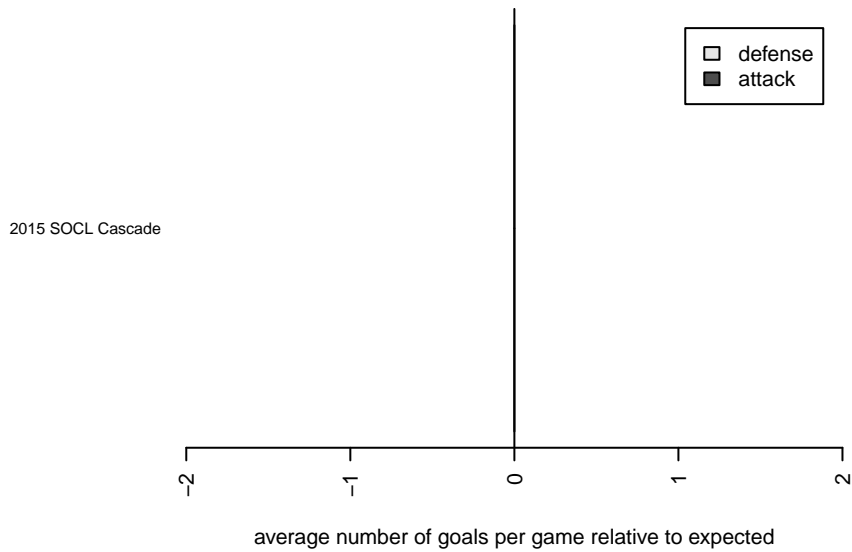
**attack and defense variance (black dot)  
relative to other teams  
and top 10 in region**



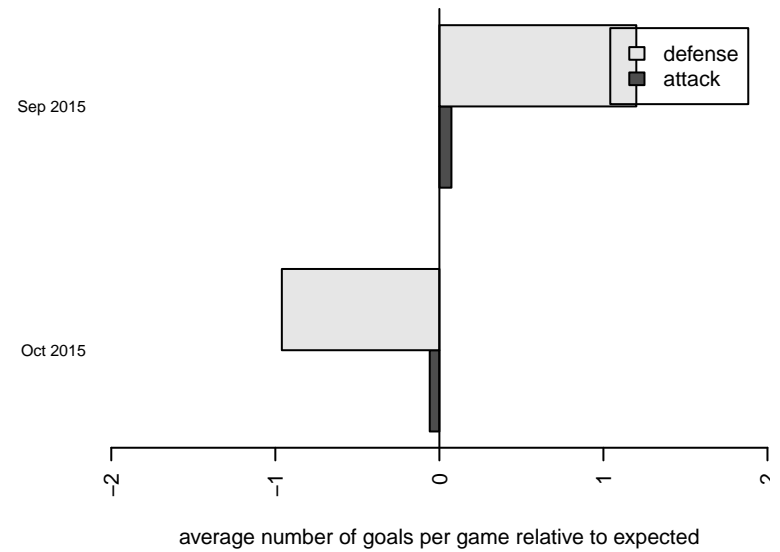
**attack and defense rating  
relative to others at age  
and all opponents in last 13 months**



**Performance relative to 13 month average**



**Performance relative to 13 month average**



<b>date</b>	<b>home</b>		<b>away</b>		<b>venue</b>	<b>pred.home</b>	<b>pred.away</b>
2015-10-18	Ashland SC Crossfire G01	3	Umqua United Kaos G01	2	2015 SOCL Cascade	1.22	1.27
2015-10-17	Umqua United Kaos G01	0	Rogue Valley Timbers White G01	5	2015 SOCL Cascade	0.46	3.69
2015-10-10	Basin Utd Rage G01	7	Umqua United Kaos G01	0	2015 SOCL Cascade	5.22	1.49
2015-10-04	SOSA G01	1	Umqua United Kaos G01	0	2015 SOCL Cascade	0.85	0.80
2015-10-03	Umqua United Kaos G01	3	Ashland SC Crossfire G01	1	2015 SOCL Cascade	1.27	1.22
2015-09-27	Grants Pass YSC Blazers G02	2	Umqua United Kaos G01	2	2015 SOCL Cascade	2.28	1.41
2015-09-26	Umqua United Kaos G01	0	Basin Utd Rage G01	4	2015 SOCL Cascade	1.49	5.22
2015-09-13	Rogue Valley Timbers White G02	1	Umqua United Kaos G01	1	2015 SOCL Cascade	3.45	1.01
2015-09-12	Umqua United Kaos G01	2	SOSA G01	0	2015 SOCL Cascade	0.80	0.85